

Hallpot® rotation angle sensors

For more details visit these websites
www.elweco.com , www.hallpot.com , www.resolvers.biz

Contact Elweco, Inc
sales@elweco.com
Ph/Fx 440-254-1716

Most important features

Non-contacting Hall Effect signal generation.
Ball bearing or anodized aluminum journals for long life.

Parameters

Responses shown are typical or standard. Responses are customized to user needs.

Sizes

Body diameters are standard at 1.00" 0.750" and 0.550"

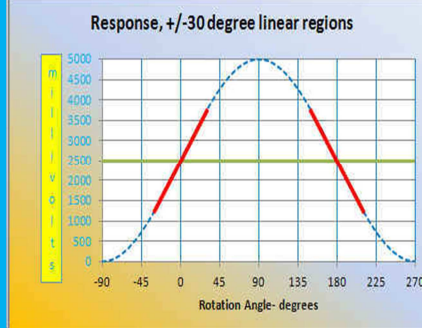
Description and performance

RESPONSES

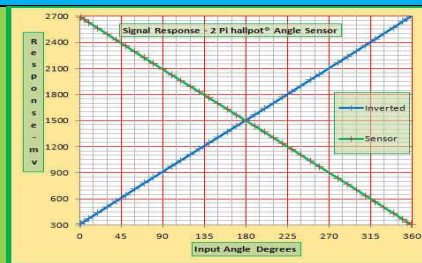
Signal voltage-vs-rotation angle

APPEARANCES
(Not to scale)

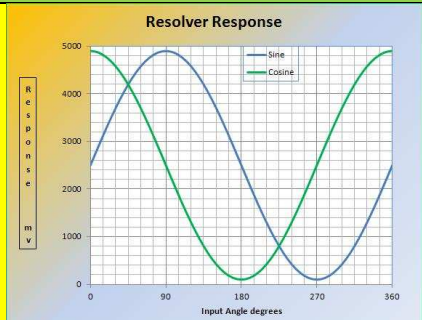
Hallpot® potentiometers are used to measure rotation angle. These produce one complete sine wave response per revolution. Nature of a sine wave is that it is linear to within about one percent over a range of ± 30 degrees and nearly linear over ranges up to ± 60 degrees. They may be operated around zero degrees or 180 degrees to obtain either slope for the system they are used in.



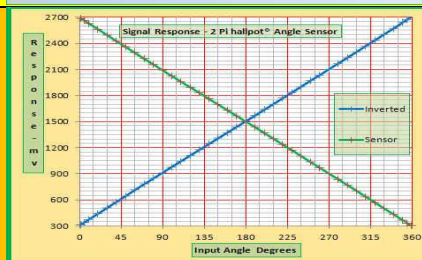
Two-Pi hallpot® linear 360 degree angle sensors produce signals that do not need any decoding for most applications of measuring rotation angle through 360 degrees. Two simultaneous signals are available so that the user can select either rotation direction with the slope wanted.



Sin-cos hallpot® resolvers are used to measure rotation angle through 360 degrees of rotation. Two simultaneous signals can be decoded with software to obtain angular readout in degrees. They may monitor azimuth or control azimuth of antennas or wind direction indicators.



Hallpot® Tilt Sensors measure and control pitch and roll of underwater, airborne, or land equipment. Large Diameter is 2.00" with 0.750" diameter mounting protrusion.



A collection of standard and customized devices. Some are made for specific customer applications such as for manual input control of joysticks or machinery. Some are used as position feedback sensors in 'dancer arms.'

